


DRH18S

Double Ridged Horn Antenna | 1 GHz – 18 GHz



The broadband horn antenna model DRH18S was developed to meet the norm MIL-STD-461G, ANSI-C 63.2-1987, and CISPR 16-1-4. With the aperture opening 24.2 x 13.6 cm, it complies fully with the norm. This double ridged horn operates from 1 GHz beyond 18 GHz. Each unit is individually calibrated in our anechoic chamber, with calibration data available for download on our website.

KEY FEATURES AND TECHNOLOGIES



Suitable for EMC/EMI



QR code to access Antenna Portal

ELECTRICAL SPECIFICATIONS

Frequency Range	1 GHz - 18 GHz	Gain	6 - 16 dBi
VSWR (avg)	1.3	Antenna Factor	24 - 41 dB/m
VSWR (max)	2.5	Power (CW/Peak)	100 W / 170 W
Impedance	50 Ohm	Cross Polarization	36 dB
Connector	N (female)	Polarization	Linear

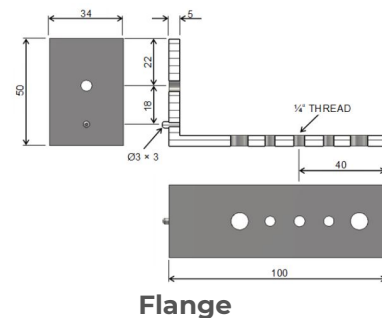
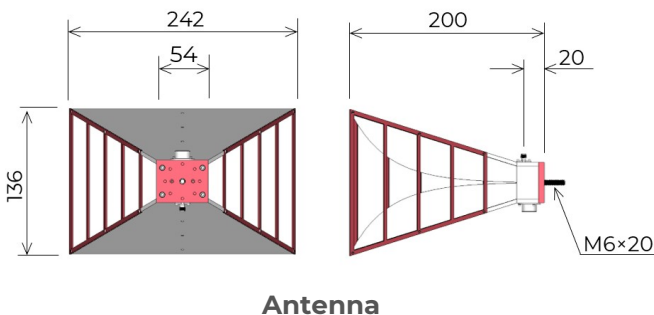
PHYSICAL SPECIFICATIONS

Width	242 mm (9.528 in)
Depth	136 mm (5.354 in)
Height	201 mm (7.913 in)
Weight	1 kg (2.205 lb)

OPERATING CONDITIONS

Rated Temperature	0 °C to 50 °C
Storage Temperature	-20 °C to 70 °C

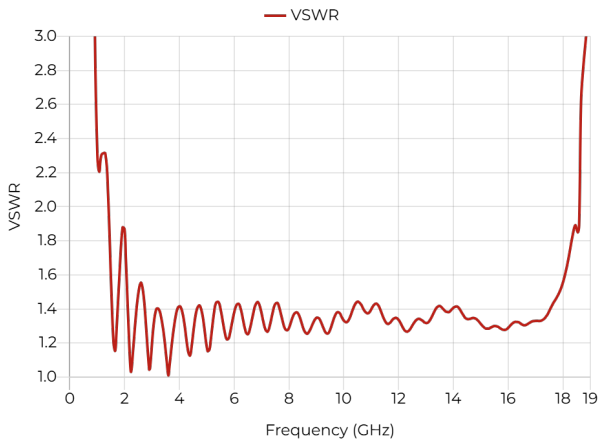
MECHANICAL DRAWINGS



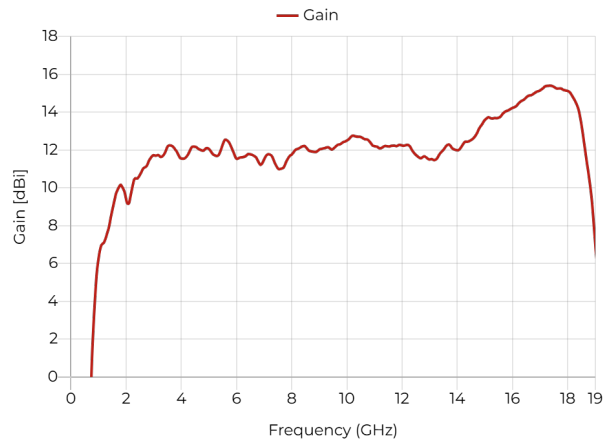
PARAMETERS AND PERFORMANCE

TYPICAL PARAMETERS

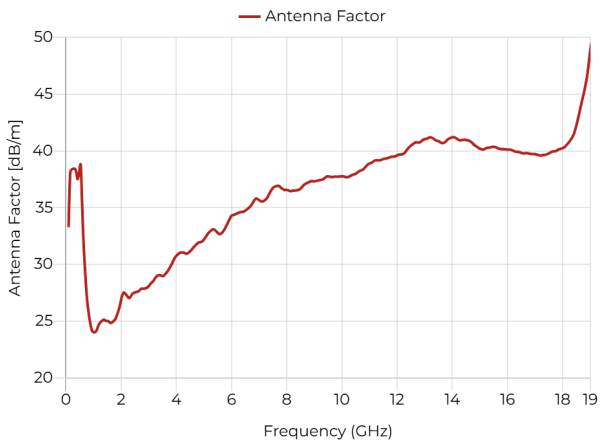
VSWR



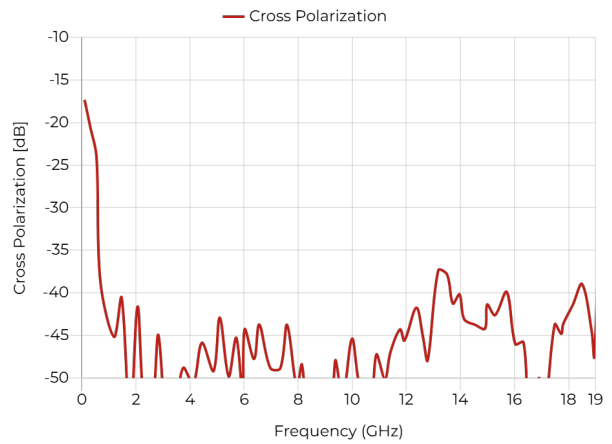
Gain



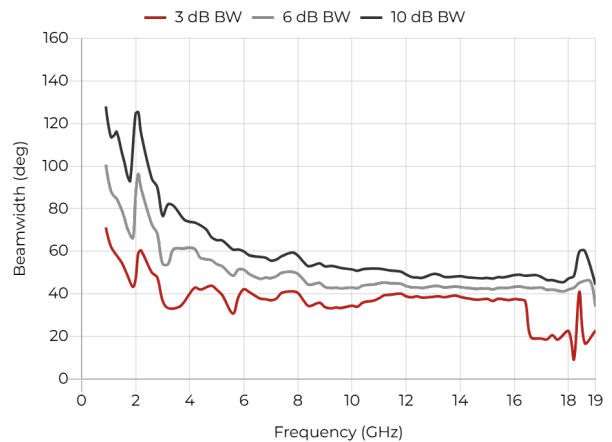
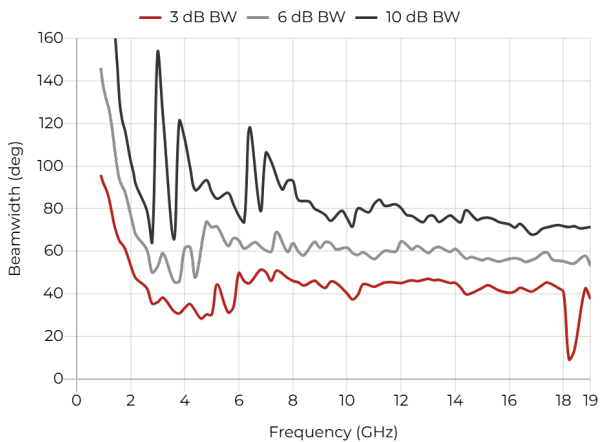
Antenna Factor



Cross Polarization



BEAMWIDTH



PACKAGING AND ACCESSORIES

Optional Accessories

- AHS22-M6 Antenna Fixture
- PAS2022 Antenna Stand

RF SPIN MANUFACTURING EXCELLENCE

At RF SPIN, we maintain complete control over the entire antenna lifecycle through our modern facility in Nová Paka, equipped with state-of-the-art machinery. From initial design concepts and development to precision manufacturing and final testing, everything is handled in-house by our experienced team.

This complete vertical integration allows us to maintain the highest quality standards at every stage, ensuring exceptional precision and performance that consistently outperforms competitors. Our comprehensive approach eliminates external dependencies and enables rapid innovation with superior product reliability.



Surface Treatment

Our in-house passivation baths create protective layers ensuring optimal corrosion resistance and electrical conductivity. Anodizing technology increases durability in harsh conditions while enabling customized coloring for client branding.

In-house Antenna Measurements

Our antenna measurement facility features two modern anechoic chambers equipped with both far-field and near-field measurement capabilities. The system operates across an impressive frequency range of 0.7 GHz - 120 GHz (FF) and 2 GHz - 50 GHz (NF).



Antenna Portal

Access all critical antenna data instantly through a simple QR code scan. This digital passport eliminates paperwork, providing immediate access to specifications, documentation, and integration-ready data.

Complete Antenna Data Just One Scan Away



www.rfspin.com/antenna-portal

ABOUT RF SPIN

Experts in Precision Measurement Antennas

At RF SPIN, we maintain complete control over the entire antenna lifecycle through our modern facility in Nová Paka, equipped with state-of-the-art machinery. From initial design concepts and development to precision manufacturing and final testing, everything is handled in-house by our experienced team.



Industry Leaders Trust Our Technology

Our customers include major global companies such as Airbus Defence and Space, Apple, SpaceX, Mercedes-Benz, NASA, and prestigious international universities. We develop, design, and manufacture our antennas using innovative technologies and state-of-the-art machining equipment at our production facility in Nová Paka.



ADDITIONAL RESOURCES

Online Catalog

Browse our entire product range online with comprehensive parameters and category filtering.



[www.rfspin.com/
catalog](http://www.rfspin.com/catalog)

PDF Portfolio Guide

Download our product guide in preferred print format for quick product comparison and overview.



[www.rfspin.com/
portfolioguide](http://www.rfspin.com/portfolioguide)

DOCUMENT INFORMATION

Complete product information available at <https://www.rfspin.com/product/drh18s>
Datasheet revision: 07-2025
Data and specifications subject to change.
© RFspin 2025 - All rights reserved

MANUFACTURER

RFspin s.r.o.
Na Beránce 57/2, 160 00 Prague 6, Czech Republic
info@rfspin.com, +420 245 008 847